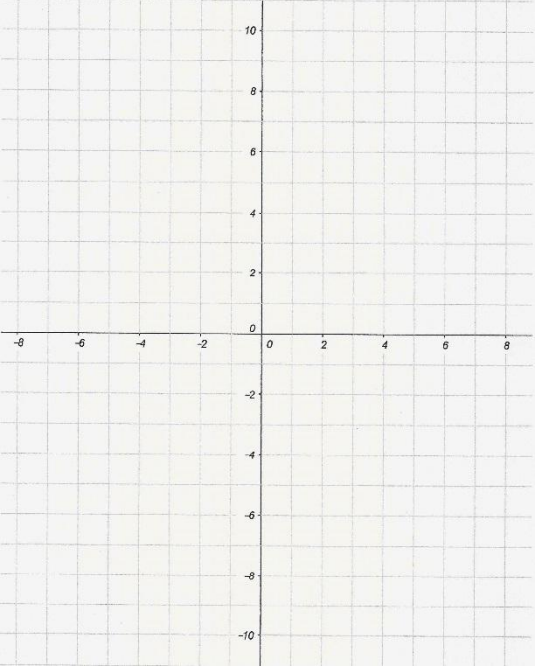
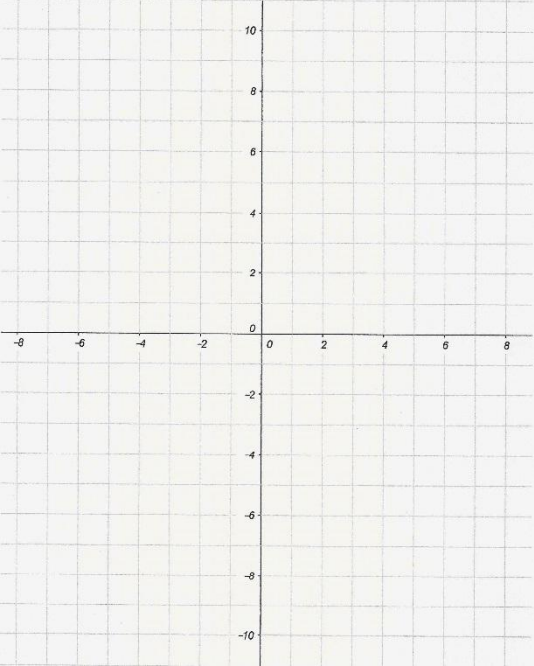
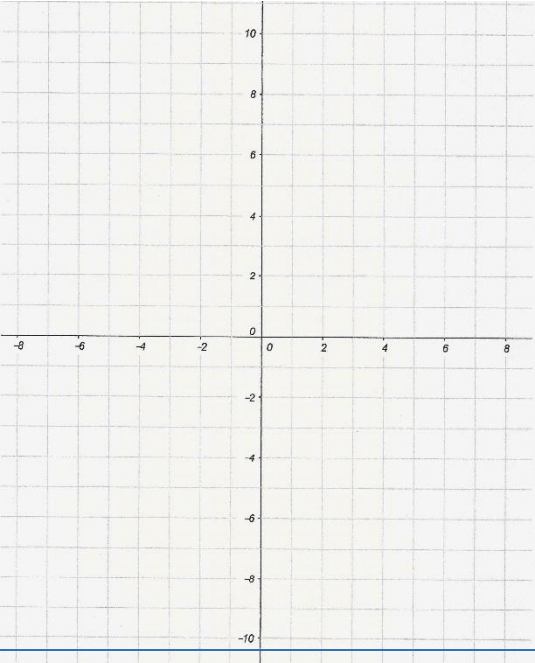
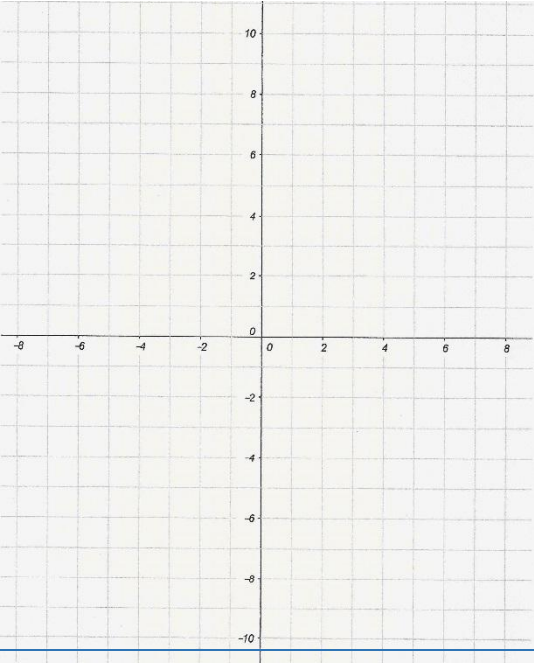


Funktionen – Lineare Funktionen

Arbeitsblatt 2

Erstellen Sie von den angegebenen linearen Funktionen eine Wertetabelle im Intervall (-3/+3) und zeichnen Sie diese Funktionen!

* / f(x): $y = 3x - 3$ || * / f(x): $y = 2x + 5$ || * / f(x): $y = -2x + 3$ || * / f(x): $y = -4x - 3$

<p>f(x): $y = 3x - 3$</p> <table border="1" style="display: inline-table; border-collapse: collapse; margin-right: 10px;"> <thead> <tr><th>x</th><th>y</th></tr> </thead> <tbody> <tr><td>-3</td><td></td></tr> <tr><td>-2</td><td></td></tr> <tr><td>-1</td><td></td></tr> <tr><td>0</td><td></td></tr> <tr><td>+1</td><td></td></tr> <tr><td>+2</td><td></td></tr> <tr><td>+3</td><td></td></tr> </tbody> </table> 	x	y	-3		-2		-1		0		+1		+2		+3		<p>f(x): $y = 2x + 5$</p> <table border="1" style="display: inline-table; border-collapse: collapse; margin-right: 10px;"> <thead> <tr><th>x</th><th>y</th></tr> </thead> <tbody> <tr><td>-3</td><td></td></tr> <tr><td>-2</td><td></td></tr> <tr><td>-1</td><td></td></tr> <tr><td>0</td><td></td></tr> <tr><td>+1</td><td></td></tr> <tr><td>+2</td><td></td></tr> <tr><td>+3</td><td></td></tr> </tbody> </table> 	x	y	-3		-2		-1		0		+1		+2		+3	
x	y																																
-3																																	
-2																																	
-1																																	
0																																	
+1																																	
+2																																	
+3																																	
x	y																																
-3																																	
-2																																	
-1																																	
0																																	
+1																																	
+2																																	
+3																																	
<p>f(x): $y = -2x + 3$</p> <table border="1" style="display: inline-table; border-collapse: collapse; margin-right: 10px;"> <thead> <tr><th>x</th><th>y</th></tr> </thead> <tbody> <tr><td>-3</td><td></td></tr> <tr><td>-2</td><td></td></tr> <tr><td>-1</td><td></td></tr> <tr><td>0</td><td></td></tr> <tr><td>+1</td><td></td></tr> <tr><td>+2</td><td></td></tr> <tr><td>+3</td><td></td></tr> </tbody> </table> 	x	y	-3		-2		-1		0		+1		+2		+3		<p>f(x): $y = -4x - 3 \rightarrow$ Intervall (-2/+1)</p> <table border="1" style="display: inline-table; border-collapse: collapse; margin-right: 10px;"> <thead> <tr><th>x</th><th>y</th></tr> </thead> <tbody> <tr><td>-2</td><td></td></tr> <tr><td>-1</td><td></td></tr> <tr><td>0</td><td></td></tr> <tr><td>+1</td><td></td></tr> </tbody> </table> 	x	y	-2		-1		0		+1							
x	y																																
-3																																	
-2																																	
-1																																	
0																																	
+1																																	
+2																																	
+3																																	
x	y																																
-2																																	
-1																																	
0																																	
+1																																	